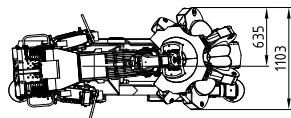
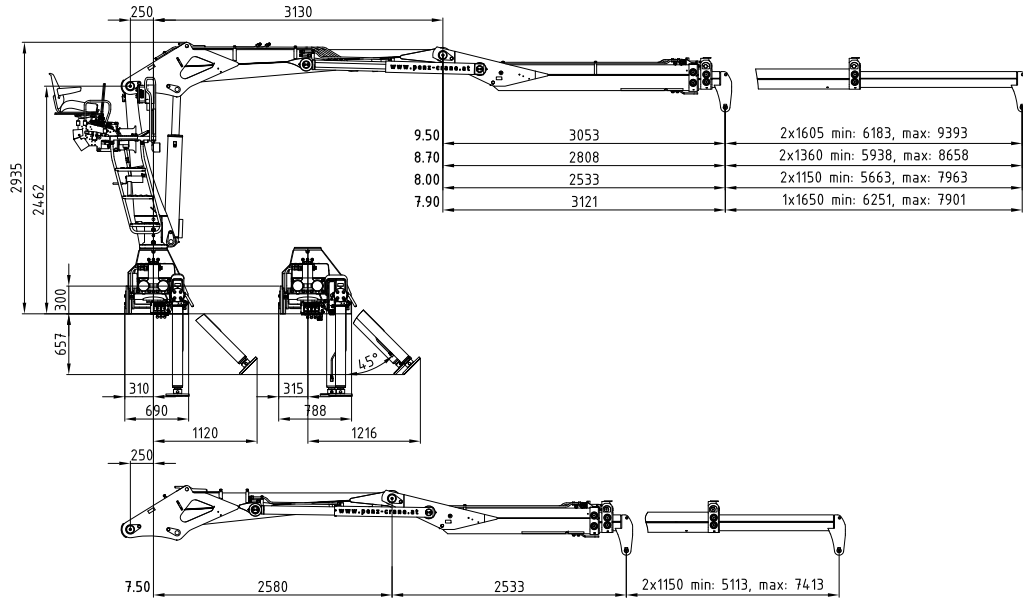


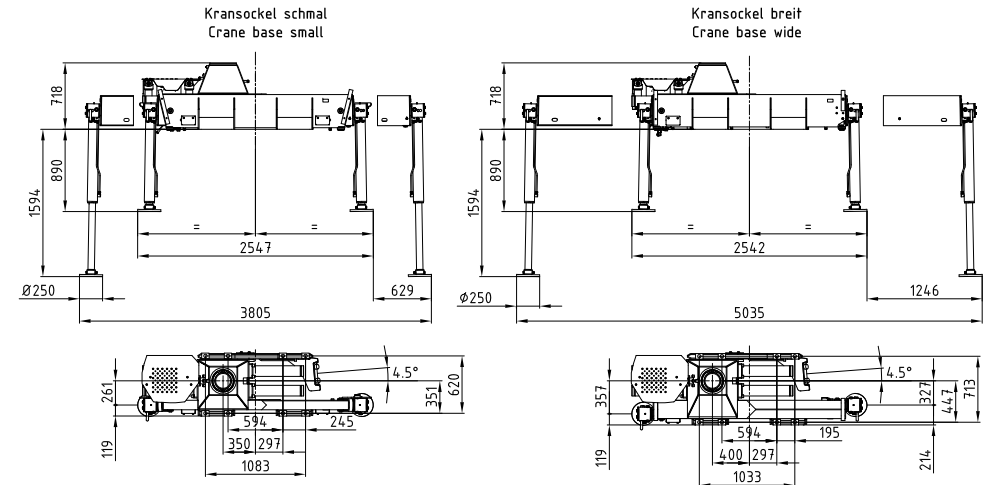
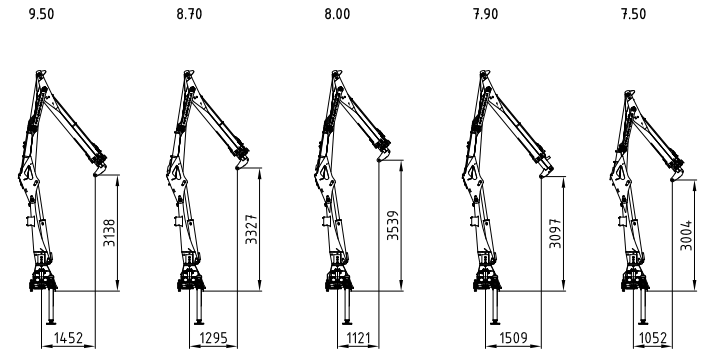
15ZR 16Zp+R

141 - 161 kNm	7,5 - 9,4 m	3,0 - 3,5 m	3,8 - 5 m	2.260 - 2.440 kg	415°	25 kNm	255 - 285 bar	Minimum 100 l/min ~ 50 kW	Minimum 75 l/min ~ 79 kW	Minimum 150 l/min ~ 71 kW



	3690	2830	2420	2050	1760	1540	(kg)
16Zp+9.50R	4075	3135	2675	2270	1950	1705	(kg)
15Z8.70R	3725	2865	2450	2080	1785		(kg)
16Zp+8.70R	4125	3175	2710	2300	1975		(kg)
15Z8.00R	3750	2885	2470	2095			(kg)
16Zp+8.00R	4150	3190	2725	2315			(kg)
15Z7.90R	3780	2905	2505	2115			(kg)
16Zp+7.90R	4175	3210	2740	2330			(kg)
15Z7.50R	3805	2925	2520	2125			(kg)
16Zp+7.50R	4195	3230	2755	2345			(kg)

4m 5m 6m 7m 8m 9m



Rücksitz 01 mit Armsystem 7.50
Back seat 01 with load booms 7.50

Seitensitz 04 rechts & links mit Armsystem 9.50
Side seat 04 right & left with load booms 9.50

Rücksitz 04 mit Armsystem 9.50
Back seat 04 with load booms 9.50

